

THANK YOU FOR YOUR PURCHASE!



Did you know that when you leave feedback on TPT you earn credits towards future purchases?

★★★★★ Extremely satisfied

I truly appreciate your feedback to help my little store grow.

LET'S BE FRIENDS

Access my
Freebie
Library



Stay updated on new product announcements (they are 50% off for the first 24 hrs posted!) by following me on TPT, checking out my website, and subscribing to my newsletter.



If you have any questions or concerns please email me at:
heartandmindteaching@gmail.com

♥
Ashley

GOOGLE SLIDES

Your resource comes with a digital version for use in Google Slides via Google Classroom. Follow these steps to upload your resource.

1 Click here  [Tattling VS Telling](#)

2 You will be prompted to make a copy of the resource. Click on the blue box that says “Make a copy” and the resource will go directly into your Google drive.

Google Drive

Copy document

Would you like to make a copy of Career Interest Inventory?

Make a copy



3 Go to your Google Drive and locate the copy of the file. You can rename the file at this point or add/delete slides.

4 Next, go to your Google Classroom and add an assignment. Select the Google Drive Symbol and select the resource you want to assign.

5 From here, you should see a grey box that says “Students can view file.” Click the grey box. A dropdown menu should appear. Select, “Make a copy for each student.”

YOU HAVE TO MAKE A COPY FOR EACH STUDENT!

Otherwise they will all be editing the same file.

Click “Assign” in the top right corner if you’re ready to post!

This product is meant to be used in “edit” mode (not “presentation” mode). Edit mode is the only mode that allows drag & drop and writing in text boxes.

Helpful links for using Google Classroom:

[Teacher Tips for using Google Classroom \(TPT blog\)](#)

[Getting Started with Google Classroom \(youtube video\)](#)

Tattling VS Telling

Session Objective:

*Students will identify the difference between tattling and telling.

Materials:

*PowerPoint, handouts, scissors, pencils, wood craft sticks and/or straws.

Guiding Questions:

*What are some reasons when you should tell?

*How can tattling cause problems?

Session Details

*Prepare the Tattling and Telling signs in advance. Have one of each sign per student. Cut out the speech bubble and glue or staple a stiff straw or wood craft stick to the bottom like a handle. For beginning readers it may help to print the tattling signs on red paper and the telling signs on green paper.

*Show the PowerPoint and discuss each slide. When you get to the slide explaining the signs, pass them out (each student should get one tattling and one telling sign). Explain to students that you will be going through some scenarios and they will hold up the sign that they think that scenario is showing either tattling or telling. For beginning readers, explain that the tattling sign is red and has an X and the telling sign is green and has a check mark. Once you finish the PowerPoint, have students continue to practice recognizing tattling vs telling with the discussion cards and handouts. Then, have students complete the writing craft activity to display on a bulletin board or in the classroom.

Glue the toppers to the top of the page like this:

ASCA Standards Alignment:

*Mindset: Sense of acceptance, respect, support and inclusion for self and others in the school environment. (M 2)

*Behavior: Self-Management Skills: Responsibility for self and actions (B-SMS 1)

*Behavior: Self-Management Skills: Personal Safety Skills (B-SMS 9)

*Behavior: Social Skills: Advocacy skills for self and others and ability to assert self, when necessary. (B-SS 8)

SEL Competencies:

*Social Awareness: Respect for others, perspective-taking.

*Relationship Skills: Communication.

*Responsible Decision-Making: Identifying problems, analyzing situations, solving problems, evaluating.



I will NOT tattle,
but I will tell when:

Tattling


**is reporting a
person's
wrongdoing,
when the
situation is
safe and
the child can
handle it
themselves.**



Tattling



No one is hurt or in danger.



Trying to get someone in trouble.



The issue can be resolved without an adults help.



Something that was done by accident.




It is not important or can wait.



Only a minor rule was broken.

Telling


**is alerting
adults to a
situation
that is not
safe
and/or
someone
needs help.**



Telling



Someone is hurt.



Someone is in danger.



A major rule was broken.



**Someone is hurting
someone else.**



Someone is sick.



Bullying.

Instead of Tattling you can...

- Try to resolve the issue yourself.**
- Use conflict resolution skills, find a compromise.**
- Ask a classmate to help problem-solve or mediate the situation.**
- Use positive communication and speak up for yourself.**
- Remind others of the rules.**
- Ignore minor issues.**
- Walk away.**



Solving Problems Peacefully

Scenario: Sarah keeps taking Mark's erasers without asking.

Response: Mark can say, "Sarah, I need my erasers for my work. Can you please ask me before taking them?"

Scenario: Ben is upset because Emma is humming loudly while he's trying to read.

Response: Ben can politely say, "Emma, your humming is making it hard for me to read. Can you please hum more quietly or take a break?"


Scenario: Liam and Ava both want to use the same basketball during recess.

Response: They can discuss and decide to take turns or play a game together that uses the ball.



Why is it important to know the difference between Tattling and Telling?

- Tattling often leads to distrust and anger.**
- Ensures serious issues are addressed.**
- Creates a safe environment.**
- Helps teachers focus on real problems without being distracted by minor issues.**
- Children develop Better conflict resolution skills by managing their own relationships and disagreements.**



Use the “Pause and Think” Method:

BEFORE you report something, pause and think:

- ➔ Is someone in danger?
- ➔ Is someone's health at risk?
- ➔ Is someone's feelings being hurt?
- ➔ Is it about something serious or just something minor?

If the answer is “yes” to the first three questions, it's telling.

If it's about something minor, it's likely tattling.





BEFORE you report

“Pause and Think”

- ➔ **Is someone in danger?**
- ➔ **Is someone's health at risk?**
- ➔ **Is someone's feelings being hurt?**
- ➔ **Is it about something serious or something minor?**







Discussion Cards

Johnny runs to tell the teacher that Greta took his crayon.



Tattling or Telling?

Ainsley tells her mom a stranger tried to talk to her at the park.



Tattling or Telling?

Jaxon tells the teacher that Lucas didn't put his pencil back in the pencil box.



Tattling or Telling?

Vihaan tells the substitute that Noah didn't finish his homework.



Tattling or Telling?

Kilani tells his dad that he saw someone take money from his mom's purse.



Tattling or Telling?

Ebony tells Coach that Mia didn't wash her hands after using the restroom.



Tattling or Telling?

Discussion Cards

Hudson tells his mom that he saw a broken swing at the park that could hurt someone.



Tattling or Telling?

Johnny runs to tell the teacher that Greta took his crayon.



Tattling or Telling?

Johnny runs to tell the teacher that Greta took his crayon.



Tattling or Telling?

Jensen tells the teacher that Sophia was talking during the test.



Tattling or Telling?

Andy tells his dad that his friend fell off his bike and got hurt.



Tattling or Telling?

Yasmeen tells her mom that she saw a stranger trying to open their neighbor's car door.



Tattling or Telling?

Discussion Cards

Zeke tells the teacher that Lilly is daydreaming instead of working.



Tattling or Telling?

Yosef tells his teacher that he saw a fight on the playground.



Tattling or Telling?

Chrissy tells the teacher that Matthew took too long in the bathroom.



Tattling or Telling?

Cam told his dad that he heard that someone was planning to steal from the school book fair.



Tattling or Telling?

A fight breaks out in the hallway. Thomas runs to tell a teacher.



Tattling or Telling?

Rochelle takes the ball from Tiana at P.E. and Tiana is upset. She tells the coach.



Tattling or Telling?

Discussion Cards

Julian is throwing toys in the classroom. They are hitting some of the students. Hank tells his teacher.



Tattling or Telling?

A cousin asks Johnny to touch his private parts. He tells his parent.



Tattling or Telling?

Paulina's Uncle touched her in a way that made her feel uncomfortable. She tells her mom right away.



Tattling or Telling?

Michael is running around with sharp scissors. Laura tells him to stop and tells the teacher when he doesn't listen.



Tattling or Telling?

Elena cuts in the line, Diego tells the teacher.



Tattling or Telling?

A friend texts Jasmine an inappropriate picture. She tells her mom.



Tattling or Telling?

Tattling VS Telling

Practice

Color in your answer for each scenario.

Bethany tells the teacher that Logan didn't share the toys.



Zayna tells her teacher that she saw another student with something sharp in their backpack.



Carly tells the teacher that Ella took an extra cookie at snack time.



Zoiya tells her dad that someone was picked on at the playground.



Tattling VS Telling

Practice

Color in your answer for each scenario.

Penny tells her mom that she saw someone put something suspicious in another student's locker.



Max tells the teacher that Amelia didn't sit in her assigned spot.



Liam tells the teacher that Madison didn't push in her chair.



Leah tells her dad that she saw someone hurting an animal.



Tattling VS Telling

Practice

Color in your answer for each scenario.

Mark tells the teacher that Chloe drew outside the lines on her coloring sheet.



Case tells the teacher that Avery was humming too loud.



Lisa tells her teacher that she saw a car accident on the way to school.



Norah tells the teacher that Scarlett didn't take her turn in the game.



Tattling VS Telling

Practice

Color in your answer for each scenario.

Nova tells the teacher that Victoria used a blue crayon instead of green like they were instructed.



Henry tells his mom that Aria has been bullied online.



Theo tells his dad that he saw someone littering in the park.



Julian tells the hall monitor that someone was running down the hallway to the bathroom.







**I will NOT tattle,
but I will tell when:**

Handwriting practice lines consisting of four sets of three horizontal lines (top solid, middle dashed, bottom solid).

**I will NOT tattle,
but I will tell when:**

BLACK AND WHITE VERSION

**Perfect to use as
coloring sheets!**

Tattling VS Telling

Session Objective:

*Students will identify the difference between tattling and telling.

Materials:

*PowerPoint, handouts, scissors, pencils, wood craft sticks and/or straws.

Guiding Questions:

*What are some reasons when you should tell?

*How can tattling cause problems?

Session Details

*Prepare the Tattling and Telling signs in advance. Have one of each sign per student. Cut out the speech bubble and glue or staple a stiff straw or wood craft stick to the bottom like a handle. For beginning readers it may help to print the tattling signs on red paper and the telling signs on green paper.

*Show the PowerPoint and discuss each slide. When you get to the slide explaining the signs, pass them out (each student should get one tattling and one telling sign). Explain to students that you will be going through some scenarios and they will hold up the sign that they think that scenario is showing either tattling or telling. For beginning readers, explain that the tattling sign is red and has an X and the telling sign is green and has a check mark. Once you finish the PowerPoint, have students continue to practice recognizing tattling vs telling with the discussion cards and handouts. Then, have students complete the writing craft activity to display on a bulletin board or in the classroom.

Glue the toppers to the top of the page like this:

ASCA Standards Alignment:

*Mindset: Sense of acceptance, respect, support and inclusion for self and others in the school environment. (M 2)

*Behavior: Self-Management Skills: Responsibility for self and actions (B-SMS 1)

*Behavior: Self-Management Skills: Personal Safety Skills (B-SMS 9)

*Behavior: Social Skills: Advocacy skills for self and others and ability to assert self, when necessary. (B-SS 8)

SEL Competencies:

*Social Awareness: Respect for others, perspective-taking.

*Relationship Skills: Communication.


*Responsible Decision-Making: Identifying problems, analyzing situations, solving problems, evaluating.



I will NOT tattle,
but I will tell when:

Tattling

**is reporting a
person's
wrongdoing,
when the
situation is
safe and
the child can
handle it
themselves.**




Tattling



No one is hurt or in danger.



Trying to get someone in trouble.




The issue can be resolved without an adults help.



Something that was done by accident.



It is not important or can wait.



Only a minor rule was broken.

Telling


**is alerting
adults to a
situation
that is not
safe
and/or
someone
needs help.**




Telling



Someone is hurt.



Someone is in danger.



A major rule was broken.



**Someone is hurting
someone else.**



Someone is sick.




Bullying.

Instead of Tattling

you can...

- Try to resolve the issue yourself.**
- Use conflict resolution skills, find a compromise.**
- Ask a classmate to help problem-solve or mediate the situation.**
- Use positive communication and speak up for yourself.**
- Remind others of the rules.**
- Ignore minor issues.**
- Walk away.**



Solving Problems Peacefully

Scenario: Sarah keeps taking Mark's erasers without asking.

Response: Mark can say, "Sarah, I need my erasers for my work. Can you please ask me before taking them?"

Scenario: Ben is upset because Emma is humming loudly while he's trying to read.

Response: Ben can politely say, "Emma, your humming is making it hard for me to read. Can you please hum more quietly or take a break?"

Scenario: Liam and Ava both want to use the same basketball during recess.

Response: They can discuss and decide to take turns or play a game together that uses the ball.



Why is it important to know the difference between Tattling and Telling?


- Tattling often leads to distrust and anger.

- Ensures serious issues are addressed.

- Creates a safe environment.

- Helps teachers focus on real problems without being distracted by minor issues.

- Children develop Better conflict resolution skills by managing their own relationships and disagreements.




Use the “Pause and Think” Method:

BEFORE you report something,
pause and think:

- ➡ Is someone in danger?
- ➡ Is someone's health at risk?
- ➡ Is someone's feelings being hurt?
- ➡ Is it about something serious or just something minor?

If the answer is “yes”
to the first three
questions, it's telling.


If it's about something
minor, it's likely
tattling.





BEFORE you report

“Pause and Think”

- ➔ **Is someone in danger?**
- ➔ **Is someone's health at risk?**
- ➔ **Is someone's feelings being hurt?**
- ➔ **Is it about something serious or something minor?**







Discussion Cards

Johnny runs to tell the teacher that Greta took his crayon.



Tattling or Telling?

Ainsley tells her mom a stranger tried to talk to her at the park.



Tattling or Telling?

Jaxon tells the teacher that Lucas didn't put his pencil back in the pencil box.




Tattling or Telling?

Vihaan tells the substitute that Noah didn't finish his homework.



Tattling or Telling?

Kilani tells his dad that he saw someone take money from his mom's purse.



Tattling or Telling?

Ebony tells Coach that Mia didn't wash her hands after using the restroom.



Tattling or Telling?

Discussion Cards

Hudson tells his mom that he saw a broken swing at the park that could hurt someone.



Tattling or Telling?

Johnny runs to tell the teacher that Greta took his crayon.



Tattling or Telling?

Johnny runs to tell the teacher that Greta took his crayon.



Tattling or Telling?

Jensen tells the teacher that Sophia was talking during the test.



Tattling or Telling?

Andy tells his dad that his friend fell off his bike and got hurt.



Tattling or Telling?

Yasmeen tells her mom that she saw a stranger trying to open their neighbor's car door.



Tattling or Telling?

Discussion Cards

Zeke tells the teacher that Lilly is daydreaming instead of working.



Tattling or Telling?

Yosef tells his teacher that he saw a fight on the playground.



Tattling or Telling?

Chrissy tells the teacher that Matthew took too long in the bathroom.




Tattling or Telling?

Cam told his dad that he heard that someone was planning to steal from the school book fair.



Tattling or Telling?

A fight breaks out in the hallway. Thomas runs to tell a teacher.



Tattling or Telling?

Rochelle takes the ball from Tiana at P.E. and Tiana is upset. She tells the coach.



Tattling or Telling?

Discussion Cards

Julian is throwing toys in the classroom. They are hitting some of the students. Hank tells his teacher.



Tattling or Telling?

A cousin asks Johnny to touch his private parts. He tells his parent.



Tattling or Telling?

Paulina's Uncle touched her in a way that made her feel uncomfortable. She tells her mom right away.



Tattling or Telling?

Michael is running around with sharp scissors. Laura tells him to stop and tells the teacher when he doesn't listen.



Tattling or Telling?

Elena cuts in the line, Diego tells the teacher.



Tattling or Telling?

A friend texts Jasmine an inappropriate picture. She tells her mom.



Tattling or Telling?

Tattling VS Telling

Practice

Color in your answer for each scenario.

Bethany tells the teacher that Logan didn't share the toys.



Zayna tells her teacher that she saw another student with something sharp in their backpack.



Carly tells the teacher that Ella took an extra cookie at snack time.



Zoiya tells her dad that someone was picked on at the playground.



Tattling VS Telling

Practice

Color in your answer for each scenario.

Penny tells her mom that she saw someone put something suspicious in another student's locker.



Max tells the teacher that Amelia didn't sit in her assigned spot.



Liam tells the teacher that Madison didn't push in her chair.



Leah tells her dad that she saw someone hurting an animal.



Tattling VS Telling

Practice

Color in your answer for each scenario.

Mark tells the teacher that Chloe drew outside the lines on her coloring sheet.



Case tells the teacher that Avery was humming too loud.



Lisa tells her teacher that she saw a car accident on the way to school.



Norah tells the teacher that Scarlett didn't take her turn in the game.



Tattling VS Telling

Practice

Color in your answer for each scenario.

Nova tells the teacher that Victoria used a blue crayon instead of green like they were instructed.



Henry tells his mom that Aria has been bullied online.




Theo tells his dad that he saw someone littering in the park.



Julian tells the hall monitor that someone was running down the hallway to the bathroom.








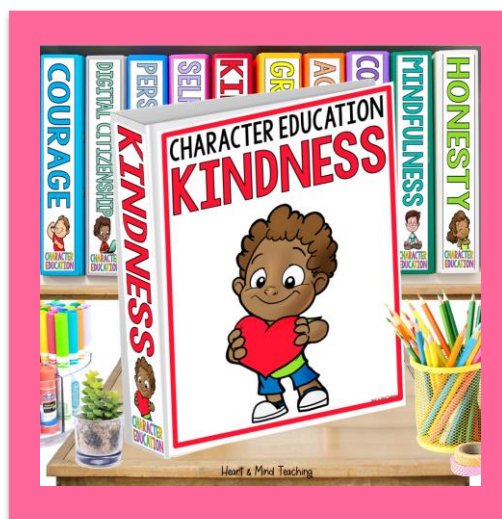

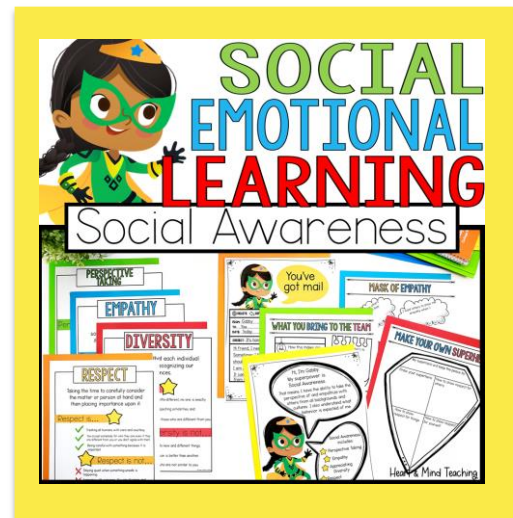
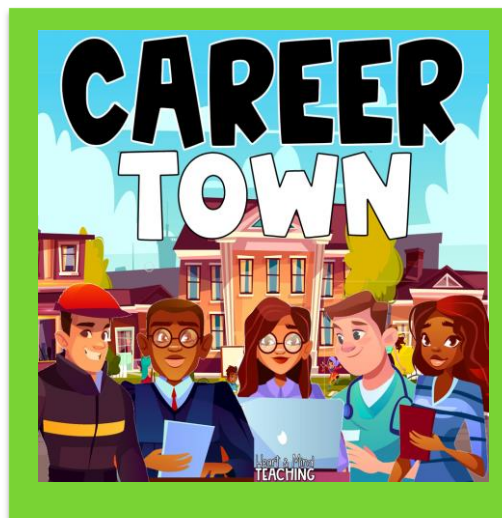
**I will NOT tattle,
but I will tell when:**

Handwriting practice lines consisting of four sets of three horizontal lines each. Each set includes a solid top line, a dashed middle line, and a solid bottom line.

**I will NOT tattle,
but I will tell when:**

CHECK THESE OUT

CLICK ON THE PICTURES TO GET A CLOSER LOOK.



COUNSELOR
Collab
— with Laura & Ashley —



Would you like to spend less time browsing for resources and lesson planning, and more time serving students? Let Laura from [Music City Counselor](#) and Ashley from [Heart and Mind Teaching](#) do the work for you!

CLICK TO COLLAB

MEMBER Perks

- ♥ Data-driven resources by theme.
- ♥ \$35+ value of ready-to-use materials.
- ♥ Lessons, group curriculums, forms, & activities.
- ♥ Tier 1, 2, and 3 research-based resources.
- ♥ No contracts, cancel anytime.

HEART+MIND
TEACHING



THANK YOU

FOR SUPPORTING MY LITTLE SHOP.

Hi there! I'm Ashley- a School Counselor, curriculum developer, blogger, and mama to two young boys. I have a passion for creating fun and engaging resources for Counseling and Social Emotional Learning.

LET'S BE FRIENDS


Ashley

Access my
Freebie
Library



FOLLOW FOR EXCLUSIVE SAVINGS

New products are 50% off for 24hrs.

CLICK HERE

★ HOW CAN YOU EARN TPT CREDITS? When you leave feedback, TpT rewards you with credits that you can use toward future purchases.

ACCESS MY FREEBIE LIBRARY

Join my Newsletter to be informed of all future added freebies.

I WANT FREEBIES

TERMS OF USE

© Heart and Mind Teaching, 2024. All rights reserved. Purchase of this item entitles the purchaser the right to reproduce for classroom, personal, and google classroom use only. Use in multiple classrooms, requires the purchase of additional licenses. Redistribution or duplication of this product is strictly forbidden without the written permission of the publisher. Copying any part of this product and placing it on a publicly accessible website is strictly forbidden and is a violation of the Digital Millennium Copyright Act (DMCA). You may post this for single-classroom use on a password protected student site such as google classroom. **You may NOT post my products on any public, for-profit, or commercial websites or entities, such as Outschool.** Please do not sell or distribute any part of this as your own. Thank you for abiding by universally accepted codes of professional ethics while using this product.



If you have any questions or concerns please email me at:

heartandmindteaching@gmail.com

CREDITS

